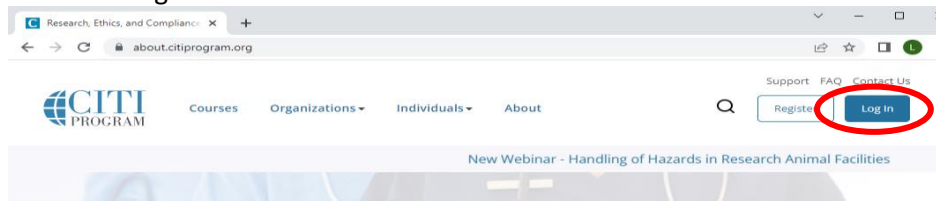


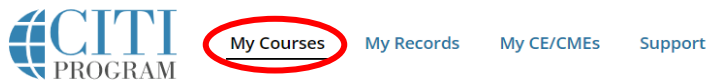
1. Click "Log In"



2. Click "Log in through my organization," search for "Colorado School of Mines" and click to Continue to SSO



3. Under the "My Courses" section, click "View Courses" next to Colorado School of Mines



Institutional Courses

Institutional Courses are available to learners who have an affiliation with one or more subscribing institutions. If an institution with which you are affiliated is not listed, you may want to [add an affiliation](#). If you are no longer associated with a listed institution, you may want to [remove an affiliation](#).

Colorado School of Mines

View Courses

Would you like to affiliate with another Institution?

Add Affiliation

Would you like to remove an existing affiliation?

Remove Affiliation

---

4. Under Learner Tools for Colorado School of Mines, click “Add a Course”




---

5. You will see a series of questions. You can answer the questions according to your job duties and/or interests but be sure to answer “yes” to Question 4.

Question 4

Conflicts of Interest

Would you like to take the Conflicts of Interest course?

Yes 

No

---

6. The required course is BASIC Conflict of Interest and it contains 2 modules:

- Financial Conflicts of Interest: Overview, Investigator Responsibilities, and COI Rules (ID: 15070)
- Institutional Responsibilities as They Affect Investigators (ID: 15072)